



Accountability Report

Results-Based Evaluation System

Issued 2011–12



Brookwood High School

Debra Dees, *Principal*

Dr. Gwen Tatum, *Area Superintendent*

Gwinnett County Public Schools (GCPS) has developed an accountability system for improving schools called the Results-Based Evaluation System (RBES). RBES fairly and systematically measures a school's progress, providing a process that clearly communicates expectations; reviews, monitors, and supports school performance; and evaluates that performance.

The Brookwood High school council and school leaders collaborated on the highlights included in this accountability report, which also serves as the school's annual report. The report provides consolidated information on the school's effectiveness, based on multiple measures and student characteristics. **Please review this report to learn more about the school's improvement efforts and progress.**

Key Results from 2010–11 Local School Plans for Improvement

Local School Plans for Improvement are plans developed locally by school administrators, teachers, and parent advisory groups. These plans outline school goals.

Goal: Brookwood High School will increase academic performance in language arts, mathematics, science, and social studies, for all students and student subgroups. The school will meet and/or exceed annual targeted passing rates through teacher collaboration, data-driven goal-setting, student intervention and enrichment, daily integration of best teaching practices to improve achievement, and the use of technology tools in the classroom.

Results: Data from the 2010–11 school year show that Brookwood has many areas of academic achievement for which to be proud. For example, research into past and current data and comparisons with similar schools shows impressive achievement on the Georgia High School Graduation Tests (GHSGT), End of Course Tests (EOCT), Gateway, PSAT, SAT, ACT, and Advanced Placement (AP) tests. In particular, mathematics and science continue to remain areas of strength for Brookwood High School. Cluster efforts to provide accelerated classes, teacher collaboration, as well as content-specific strategies that focus on critical-thinking and inquiry-based learning, have led to our gains in achievement in these two subject areas. The Brookwood community is pleased with the overall sustained progress of the high school. A continued pursuit of academic excellence and a successful, collaborative environment continue to govern the focus at Brookwood High School.

CONTENTS:

Key Results on Improvement Plans

2010–11 Results:

- Senior Report
- SAT
- Gateway Assessment
- Georgia High School Graduation Tests and Adequate Yearly Progress
- Advanced Placement Exams

2010–11 Highlights

Staff Data

Student Data

School Safety Perceptions

Tell us what you think about this report.

Click here to complete a questionnaire online.

2010–11 Senior Report

	Students Completing HS†	Number of Seniors Planning to Attend College or Postsecondary School*	Number of Honor Graduates	Number of Seniors Taking Advanced Placement (AP) Courses	Number of AP Courses Taken by Seniors	Seniors with Dual Enrollment
Brookwood High	768	731	204	449	1367	20
GCPS	9,558	7,829	1,905	4,741	13,088	221

†Reflects system-reported data as of August 2011

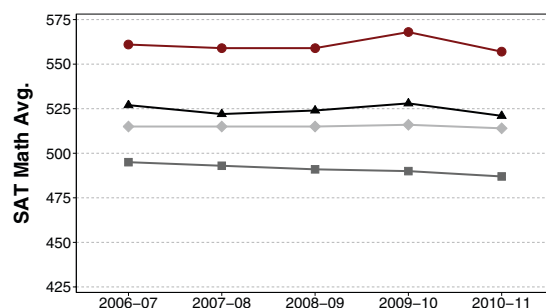
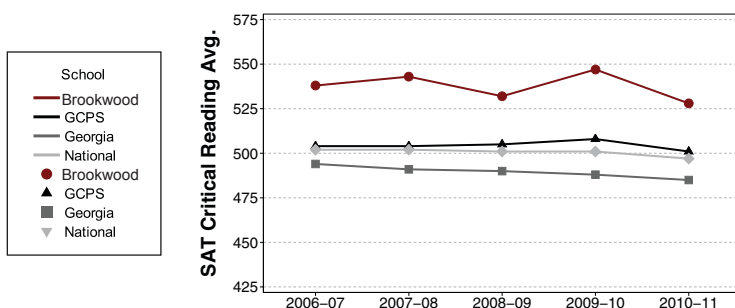
*Student information self-reported as of April 2011

2010–11 Results: SAT

A popular college-admissions test, the SAT features complex reading passages and math concepts, and a writing section. The table to the right shows average scores and percentages of students taking the SAT at our school, compared to the district, state, and nation. The graphs below compare Brookwood students' scores to the Gwinnett, state, and national averages on the SAT.

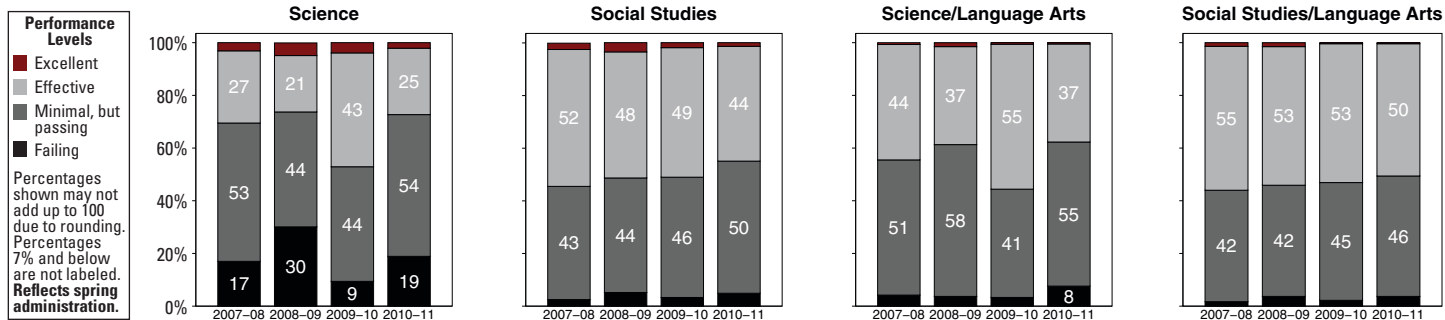
2010–11 SAT Averages

	Critical Reading	Math	Writing	Total
Brookwood	528	557	525	1610
GCPS	501	521	489	1511
Georgia	485	487	473	1445
National	497	514	489	1500



2010–11 Results: High School Gateway

To earn a regular diploma, Gwinnett high school students must pass both GCPS's High School Gateway and the Georgia High School Graduation Tests. Given in the 10th grade, the Gateway essay test covers content in social studies and science, as well as language arts skills—writing, grammar, and spelling. To ensure that more students meet the standard on the high school Gateway, GCPS is offering additional resources, tutorials, and practice opportunities through the school system website. While many students are successful on the test on their first try, those who are not have seven additional opportunities to take and pass the test before graduation.



2010–11 Results: Advanced Placement (AP) Exams

Advanced Placement (AP) courses are challenging, college-level classes taught by specially trained high school teachers. Students have the option of taking an AP exam at the end of the school year. Many colleges award credit for passing the exams or allow a student to be exempt from certain college courses. Students exposed to the demanding AP curriculum are well prepared for the rigors of college coursework. The table below shows the percentage of classes taken at Brookwood High that were designated as AP classes, compared to the county average. The chart also shows the percentage of optional, course-specific AP exams taken, as well as the percentage of AP exams scored 3 or better (on a 5-point scale). In 2010–11, 34.8% of Brookwood students took one or more AP courses, compared to 27.8% of all GCPS high school students.

	2007–08		2008–09		2009–10		2010–11	
	Brookwood	GCPS	Brookwood	GCPS	Brookwood	GCPS	Brookwood	GCPS
AP as Percentage of Total Classes Taken	8.0	6.2	9.1	7.3	11.4	8.8	11.4	8.5
% AP Exams Taken	88.1	74.6	91.3	77.3	86.0	77.0	86.2	75.6
% AP Exams Scored 3+	81.3	63.1	79.7	61.8	79.3	57.5	77.1	57.0*

*Not available from College Board, percentage locally calculated

2010–11 Results: Georgia High School Graduation Tests (GHS GT) and Adequate Yearly Progress

Schools earn Adequate Yearly Progress (AYP) status by meeting a series of performance goals that every school, system, and the state as a whole must achieve under the federal No Child Left Behind Act. In Georgia, AYP for high schools is determined using results from the Georgia High School Graduation Tests (GHS GT) in English language arts and mathematics. These tests measure the knowledge and skills of students by assessing how well students have learned the state's curriculum content standards. To make AYP, high schools must meet state-set student achievement goals and graduation standards for all students, and for all subgroups that have 40 or more students or 10% of the students in grade 11, whichever is greater (with a 75-student cap). In addition, schools must test 95% of all students and of all subgroups with 40 or more students. Georgia reports achievement scores for every subgroup with 10 or more students. However, the state only considers results for subgroups that meet the state-set minimum number of students in determining a school's AYP status.

Brookwood High achieved AYP	All Students	Asian/ Pacific Islander	Black	Hispanic	American Indian/ Alaskan	White	Multi- Racial	Students with Disabilities	Limited English Proficient	Economically Disadvantaged
Math Participation	Achieved	Achieved	Achieved	Achieved	.	Achieved	.	Achieved	.	Achieved
Math Performance	Achieved	Achieved	Achieved	Achieved	.	Achieved	.	.	.	Achieved
Eng. Lang. Arts Participation	Achieved	Achieved	Achieved	Achieved	.	Achieved	.	Achieved	.	Achieved
Eng. Lang. Arts Performance	Achieved	Achieved	Achieved	Achieved	.	Achieved	.	.	.	Achieved

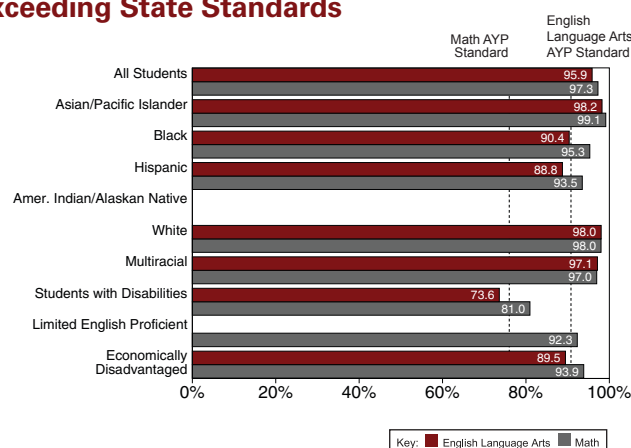
This school **achieved** the state's graduation standard for all students.

- In the table above, only results for subgroups that meet the state-set minimum number of students are used to determine AYP

Percentage of Students Meeting or Exceeding State Standards

The GHS GT is a curriculum-based test used to measure high school students' learning. Brookwood High students continue to do well on the GHS GT, with percentages of students meeting and exceeding standards above the system averages in both English language arts and mathematics. The school made Adequate Yearly Progress (AYP), meeting all of the state's academic goals, testing participation requirements, and graduation standards.

In the chart to the right, only subgroups with 10 or more students are reported. Results for groups smaller than the state minimum are not considered for AYP. The dotted lines on this graph represent the state's AYP standard in Math and English Language Arts in 2011. The chart to the right reflects spring and summer test administrations.



A Message from the Principal About Student Achievement and Academic Initiatives

Brookwood's emphasis on increasing enrollment in AP courses is having a positive impact on learning, as we continue to lead Gwinnett County in the percentage of AP exams passed. Our students passed 1,634 of 2,120 AP exams, with a passing rate of 77.1% (A score of 3 or higher on the 5-point scale is considered a passing score on an AP exam). Brookwood's average score was 3.37. Brookwood students also continue to lead Gwinnett County high schools in the percentage of science and mathematics AP exams attempted while achieving a passing rate of 77%. Brookwood students attempted 456 science AP exams with 339 exams passed, and attempted 362 mathematics AP exams with 291 exams passed. Brookwood boasted 341 AP Scholars with 19 students earning National Scholar status. These exciting results reflect the success of the entire Brookwood Cluster's efforts in science and mathematics acceleration.

Results on additional assessments also attest to a successful academic year. Brookwood's average SAT score of 1610 represents results from the largest number of test-takers in Georgia. ACT results remain steady and reflect a composite score of 24. Of particular note is that the score of 25.1 is the highest posted score to date on the mathematics portion of the ACT for Brookwood. The GHS GT and EOCT scores mirror similar positive results, allowing the conclusion to be made that Brookwood students have the foundation to experience success at the postsecondary level.

There is much to celebrate regarding our academic success during the 2010–11 school year. We attribute our success to a sustained focus on schoolwide collaboration, a stable teaching corps and dedicated staff members who put the needs of our students first, a community that values education, cluster schools that send us well-prepared students, and a student body that continues to take a tremendous amount of pride in academic success.

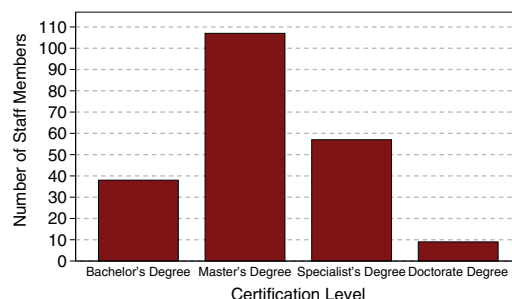
Brookwood High School

Other 2010–11 Highlights...

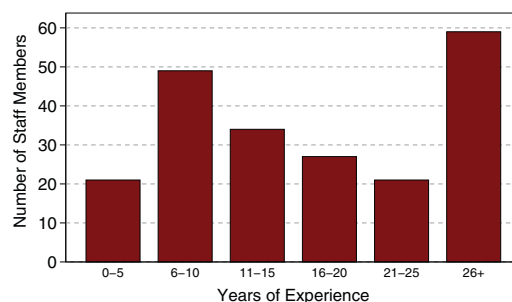
- Brookwood High honors include: named a 2011 AP Merit School, AP STEM School, and AP STEM Achievement School; named a 2011 Top Public High School by *Newsweek*; named a 2011 *Washington Post* Challenge School; named a 2011 *Atlanta Magazine* Metro Area Top School; and recognized by the Governor's Office of Student Achievement at the silver level for Highest Achievement on the GHSAT.
- Brookwood won the Athletic Director's Cup Champion, signifying the top athletic department in the state.
- Brookwood's Academic Team was named County Champion, Region Champion, and qualified for the National Tournament for the 24th consecutive year.
- Our Science Olympiad team was named State Champion for the third time in four years.
- One of our teachers was named a Fellow by the Society for Science and Public Teaching.
- *Pegasus* magazine earned 1st place from the American Scholastic Press.
- In the National WordMasters Challenge, the 9th, 11th, and 12th grade teams earned 2nd, 11th, and 12th places, respectively.
- Full or partial dance scholarships were awarded to 11 students. Our One-Act Play participants won the Region competition. Ten students were selected for the Georgia Music Educators Association All-State Band and All-State Orchestra, with 18 Choral students earning the same honor.
- In Visual Arts, students earned five Gold Keys and 12 Silver Keys in the regional Scholastic Art and Writing Awards.
- Brookwood had one International Student Media Festival winner in Broadcasting. Our National Junior Beta Club members won 1st in state in three categories.
- The following teams won state championships: Boys Cross Country, Football, and Boys Tennis. The Girls Swim and Girls Cross Country teams achieved State Runner-up. The Boys Swim, Softball, and Girls Track teams took 3rd place. The Boys Track team achieved 4th place. Boys Soccer achieved 6th place; and the Boys and Girls Golf teams took 7th place. The Baseball team was a State Quarterfinalist. The Girls Basketball, Girls Tennis, and Girls Soccer teams were Region Champions.

2010–11 Staff Data

Staff Certification Level



Experience in Education



2010–11 Student Data

	School Year 09–10	School Year 10–11
Enrollment	3,420	3,403
+American Indian/Alaskan Native*	0%	0%
+Asian*	13%	14%
+Black/African American*	16%	18%
+Hispanic or Latino, <i>any race</i>	10%	10%
+Multiracial, <i>two or more races</i> *	5%	5%
+Native Hawaiian/Pacific Islander*	0%	0%
+White*	56%	54%
Special Education	10%	10%
ESOL	1%	1%
Free/Reduced Lunch	19%	22%
Average Attendance	97%	97%

*Not Hispanic or Latino

School Safety Perceptions

Based on responses* to 2010–11 RBES Perception Survey...

- 76% of students agreed or strongly agreed that they felt safe at Brookwood High.
- 91% of parents agreed or strongly agreed that their child's school was safe.

*Reflects voluntary responses to parent and student perception surveys.

The mission of Gwinnett County Public Schools is to pursue excellence in academic knowledge, skills, and behavior for each student, resulting in measured improvement against local, national, and world-class standards.

Brookwood High School

1255 Dogwood Road, Snellville, GA, 30078
(770) 972-7642 • www.brookwoodhighschool.net
Debra Dees, Principal

Gwinnett County Public Schools

437 Old Peachtree Rd., NW • Suwanee, GA 30024-2978
www.gwinnett.k12.ga.us

2011 Gwinnett County Board of Education

Dr. Robert McClure, 2011 Chairman;
Louise Radloff, 2011 Vice Chairman;
Carole C. Boyce; Dr. Mary Kay Murphy; and Daniel D. Seckinger,
J. Alvin Wilbanks, CEO/Superintendent